

## 2023 ADAIR COUNTY ASSESSOR'S OFFICE REPORT TO THE EXCISE BOARD

07/25/2023

City/Village								
DISTRICT	DESCRIPTION	PERSONAL PROPERTY	REAL PROPERTY	PUBLIC SERVICE	TOTAL VALUATION	HOMESTEAD EXEMPTIONS	OTHER EXEMPTIONS	NET VALUATION
T01	Stilwell City	12,239,271	18,497,051	1,597,554	32,333,876	308,001	91,822	31,934,053
T02	Westville City	2,360,981	6,045,684	283,334	8,689,999	173,472	107,948	8,408,579
T03	Watts City	303,890	595,612	335,286	1,234,788	45,269	6,593	1,182,926
<b>CITY/VILLAGE TOTAL VALUATION</b>		<b>14,904,142</b>	<b>25,138,347</b>	<b>2,216,174</b>	<b>42,258,663</b>	<b>526,742</b>	<b>206,363</b>	<b>41,525,558</b>

County								
DISTRICT	DESCRIPTION	PERSONAL PROPERTY	REAL PROPERTY	PUBLIC SERVICE	TOTAL VALUATION	HOMESTEAD EXEMPTIONS	OTHER EXEMPTIONS	NET VALUATION
C001	Adair County General	26,066,614	90,886,399	10,339,198	127,292,211	3,478,372	1,440,158	122,373,681
<b>COUNTY TOTAL VALUATION</b>		<b>26,066,614</b>	<b>90,886,399</b>	<b>10,339,198</b>	<b>127,292,211</b>	<b>3,478,372</b>	<b>1,440,158</b>	<b>122,373,681</b>

School								
DISTRICT	DESCRIPTION	PERSONAL PROPERTY	REAL PROPERTY	PUBLIC SERVICE	TOTAL VALUATION	HOMESTEAD EXEMPTIONS	OTHER EXEMPTIONS	NET VALUATION
1-30 CAV	CAVE SPRINGS	196,438	1,736,959	1,157,381	3,090,778	114,654	69,063	2,907,061
1-4A WAT	WATTS	2,087,504	7,053,981	1,231,496	10,372,981	303,092	79,484	9,990,405
C-19 PEA	PEAVINE	275,469	3,472,774	509,320	4,257,563	230,090	80,943	3,946,530
C-22 MAR	MARYETTA	724,280	4,276,538	464,291	5,465,109	229,656	66,124	5,169,329
C-24 ROC	ROCKY MT	199,767	1,542,754	103,010	1,845,531	124,500	15,317	1,705,714
C-28 ZIO	ZION	459,184	3,738,779	505,981	4,703,944	184,600	39,554	4,479,790
C-29 DAH	DAHLONEGAH	1,782,704	2,928,690	685,799	5,397,193	215,000	124,412	5,057,781
I-11A WE	WESTVILLE	4,591,276	30,477,316	3,018,174	38,086,766	1,041,734	563,080	36,481,952
I-25A ST	STILWELL	15,611,836	31,699,169	2,335,011	49,646,016	940,373	354,258	48,351,385
J-30 KAN	KANSAS	39,664	2,706,994	318,207	3,064,865	32,000	32,329	3,000,536
J-34 MOS	MOSLEY	29,523	663,114	10,485	703,122	21,000	12,976	669,146
J-50 BEL	BELFONTE	68,969	589,331	43	658,343	41,673	2,618	614,052
<b>SCHOOL TOTAL VALUATION</b>		<b>26,066,614</b>	<b>90,886,399</b>	<b>10,339,198</b>	<b>127,292,211</b>	<b>3,478,372</b>	<b>1,440,158</b>	<b>122,373,681</b>

Vo-Tech								
DISTRICT	DESCRIPTION	PERSONAL PROPERTY	REAL PROPERTY	PUBLIC SERVICE	TOTAL VALUATION	HOMESTEAD EXEMPTIONS	OTHER EXEMPTIONS	NET VALUATION
V4	Indian Capital Vo Tech	26,066,614	90,886,399	10,339,198	127,292,211	3,478,372	1,440,158	122,373,681

# 2023 ADAIR COUNTY ASSESSOR'S OFFICE REPORT TO THE EXCISE BOARD

07/25/2023

VO-TECH TOTAL VALUATION	26,066,614	90,886,399	10,339,198	127,292,211	3,478,372	1,440,158	122,373,681
-------------------------	------------	------------	------------	-------------	-----------	-----------	-------------

I, Teresa Turner, Assessor of Adair County Oklahoma, do hereby certify that the foregoing is a true and correct statement of valuations for Real Estate, Personal Property, Public Service and Homestead Exemptions as certified by the State Board of Equalization and shown by the records in the County Assessor's office. Subscribed by my name and affixed the seal of the County Assessors office on this day of 07/25/2023.

State of Oklahoma )  
 ) SS  
 Adair County )

*Teresa Turner*

07/25/2023  
Date

Teresa Turner  
 County Assessor  
 Adair County



I, Cathy Harrison, County Clerk of Adair County Oklahoma, do hereby certify that the above is a true, correct and complete list of the valuations of Adair County Oklahoma as certified by the Adair County Assessor's office.

*Cathy Harrison*

Cathy Harrison  
 County Clerk  
 Adair County

Seal

Excise Board:

*75 a 2 ll*

*A J Mc Crittenden*

7/25/23  
Date

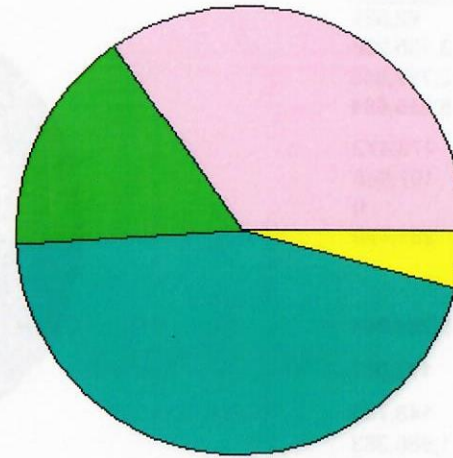




Real	Count	Value
Agricultural	11	70,618
Commercial	245	12,400,684
Residential	1,030	6,025,749
<b>Total Real Value</b>	<b>1,286</b>	<b>18,497,051</b>
Homestead	275	308,001
Veteran	9	91,822
Other	0	0
<b>Total Exempt</b>	<b>318</b>	<b>399,823</b>

**TIF Increment Value**

<b>Net Assessed</b>		<b>18,097,228</b>
<b>Net Assessed Under Protest</b>	<b>1</b>	<b>324,354</b>
Senior Freeze	39	44,337
Capped Parcels	677	4,945,914



Personal	Count	Value
Agricultural	10	18,645
Commercial	234	15,539,673
Mobile Home	58	101,917
<b>Total Personal</b>	<b>302</b>	<b>15,660,235</b>
<b>Total Exempt</b>	<b>4</b>	<b>3,420,964</b>

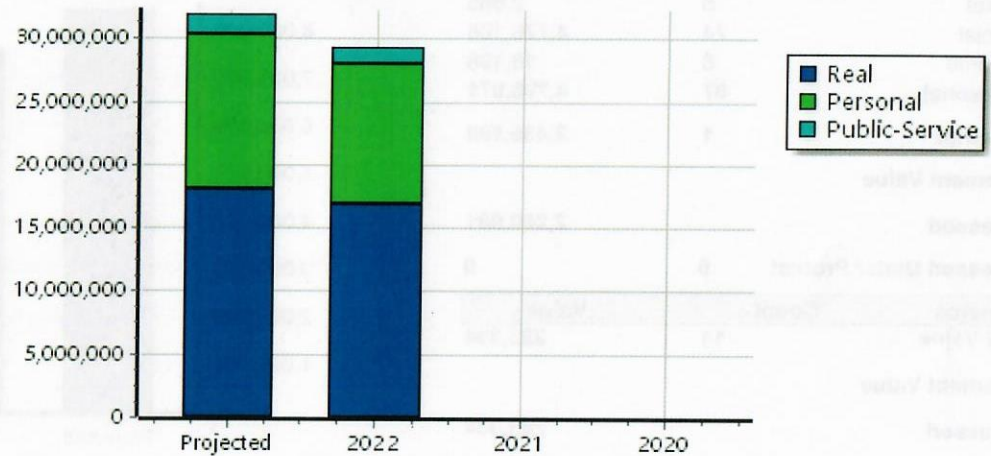
**TIF Increment Value**

<b>Net Assessed</b>		<b>12,239,271</b>
<b>Net Assessed Under Protest</b>	<b>0</b>	<b>0</b>

Public Service	Count	Value
<b>Total PS Value</b>	<b>13</b>	<b>1,597,554</b>

**TIF Increment Value**

<b>Net Assessed</b>		<b>1,597,554</b>
---------------------	--	------------------



**District Totals**

Total Gross Value	35,754,840
Homestead Loss	308,001
Other Exemption Loss	3,512,786
<b>TIF Increment Value</b>	
<b>Retained TIF Value</b>	
<b>Net Assessed Value</b>	<b>31,934,053</b>
<b>Net Assessed Under Protest</b>	<b>324,354</b>

\* Public Service Protests Values are not included on this report.

Real	Count	Value
Agricultural	17	92,535
Commercial	104	3,155,206
Residential	544	2,797,943
<b>Total Real Value</b>	<b>665</b>	<b>6,045,684</b>

Homestead	150	173,472
Veteran	8	107,948
Other	0	0
<b>Total Exempt</b>	<b>185</b>	<b>281,420</b>

**TIF Increment Value**

**Net Assessed** 5,764,264

**Net Assessed Under Protest** 2 172,077

Senior Freeze 36 143,783

Capped Parcels 532 1,886,363

Personal	Count	Value
Agricultural	5	2,665
Commercial	74	4,776,108
Mobile Home	8	18,198
<b>Total Personal</b>	<b>87</b>	<b>4,796,971</b>

**Total Exempt** 1 2,435,990

**TIF Increment Value**

**Net Assessed** 2,360,981

**Net Assessed Under Protest** 0 0

Public Service	Count	Value
<b>Total PS Value</b>	<b>11</b>	<b>283,334</b>

**TIF Increment Value**

**Net Assessed** 283,334

**District Totals**

Total Gross Value 11,125,989

Homestead Loss 173,472

Other Exemption Loss 2,543,938

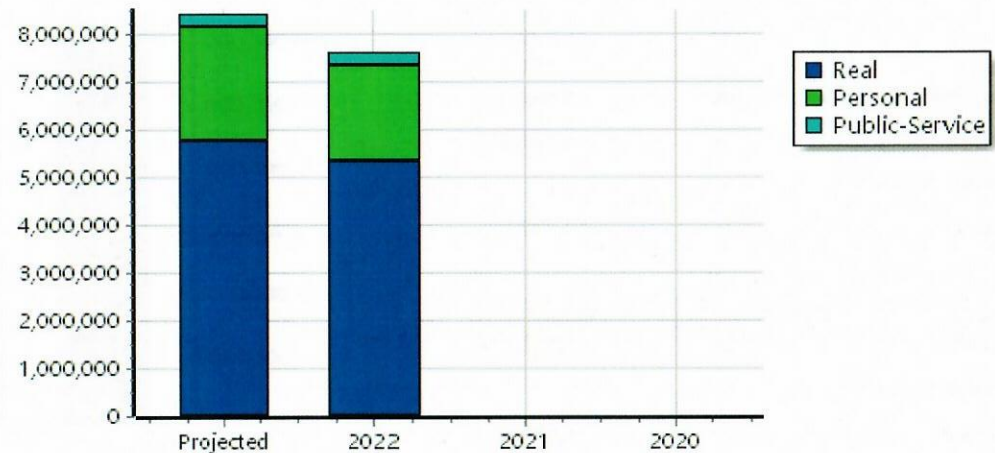
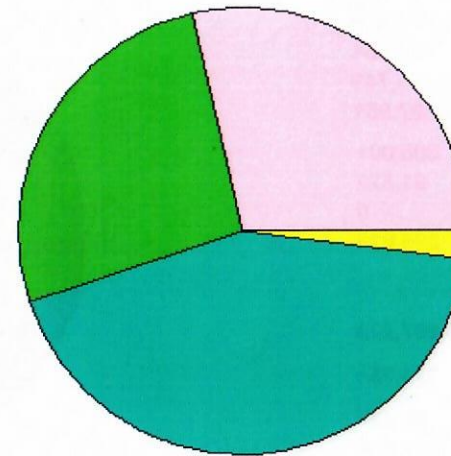
**TIF Increment Value**

**Retained TIF Value**

**Net Assessed Value** 8,408,579

**Net Assessed Under Protest** 172,077

\* Public Service Protests Values are not included on this report.





Real	Count	Value
Agricultural	3	9,333
Commercial	15	190,495
Residential	159	395,784
<b>Total Real Value</b>	<b>177</b>	<b>595,612</b>
Homestead	40	45,269
Veteran	1	6,593
Other	0	0
<b>Total Exempt</b>	<b>50</b>	<b>51,862</b>

**TIF Increment Value**

**Net Assessed** 543,750

**Net Assessed Under Protest**

Senior Freeze	9	26,168
Capped Parcels	183	518,797

Personal	Count	Value
Agricultural	3	9,142
Commercial	7	278,750
Mobile Home	7	15,998
<b>Total Personal</b>	<b>17</b>	<b>303,890</b>
<b>Total Exempt</b>	<b>0</b>	<b>0</b>

**TIF Increment Value**

**Net Assessed** 303,890

**Net Assessed Under Protest**

Public Service	Count	Value
<b>Total PS Value</b>	<b>9</b>	<b>335,286</b>

**TIF Increment Value**

**Net Assessed** 335,286

**District Totals**

Total Gross Value	1,234,788
Homestead Loss	45,269
Other Exemption Loss	6,593

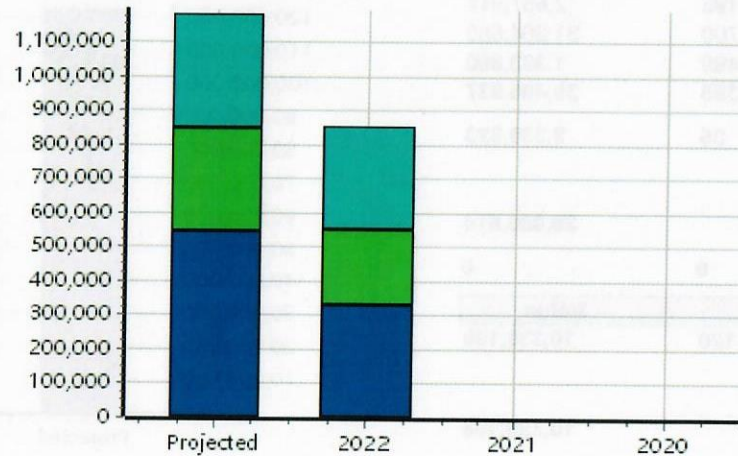
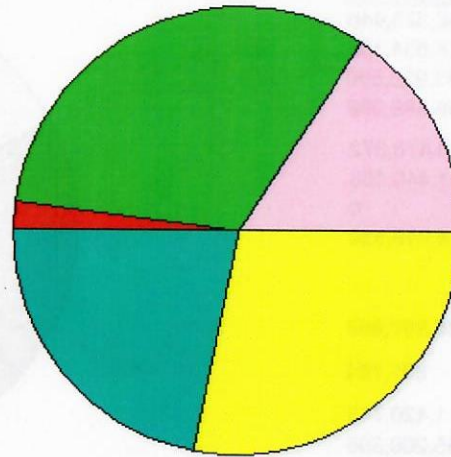
**TIF Increment Value**

**Retained TIF Value**

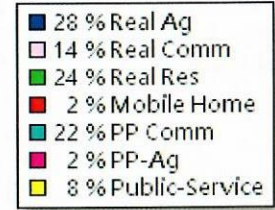
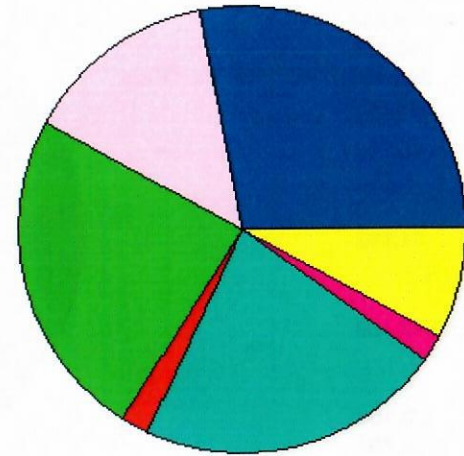
**Net Assessed Value** 1,182,926

**Net Assessed Under Protest**

\* Public Service Protests Values are not included on this report.



Real	Count	Value
Agricultural	6,449	38,323,446
Commercial	478	18,634,363
Residential	8,328	33,928,590
<b>Total Real Value</b>	<b>15,255</b>	<b>90,886,399</b>
Homestead	3,157	3,478,372
Veteran	152	1,440,158
Other	0	0
<b>Total Exempt</b>	<b>3,653</b>	<b>4,918,530</b>



**TIF Increment Value**

<b>Net Assessed</b>		<b>85,967,869</b>
<b>Net Assessed Under Protest</b>	<b>5</b>	<b>801,764</b>
Senior Freeze	446	1,420,743
Capped Parcels	9,212	35,200,366

Personal	Count	Value
Agricultural	1,196	2,657,917
Commercial	700	31,364,660
Mobile Home	499	1,383,360
<b>Total Personal</b>	<b>2,395</b>	<b>35,405,937</b>
<b>Total Exempt</b>	<b>85</b>	<b>9,339,323</b>

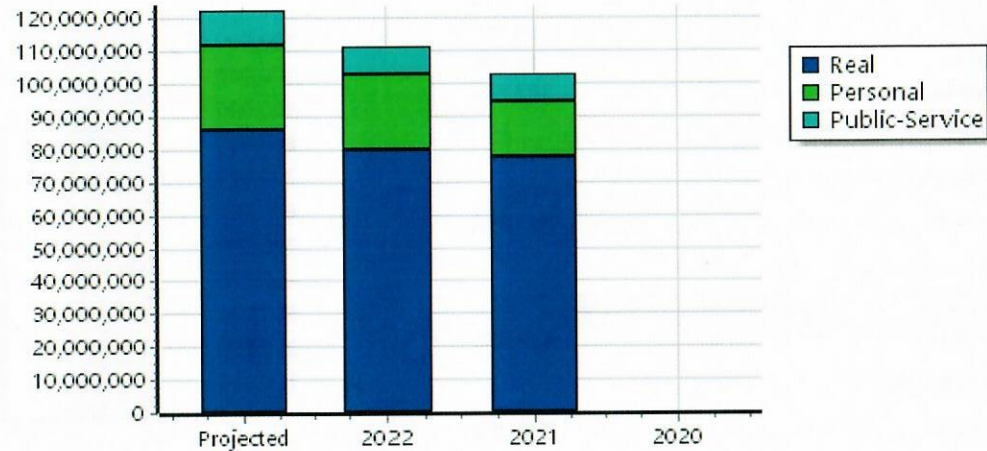
**TIF Increment Value**

<b>Net Assessed</b>		<b>26,066,614</b>
<b>Net Assessed Under Protest</b>	<b>0</b>	<b>0</b>

Public Service	Count	Value
<b>Total PS Value</b>	<b>120</b>	<b>10,339,198</b>

**TIF Increment Value**

<b>Net Assessed</b>		<b>10,339,198</b>
---------------------	--	-------------------

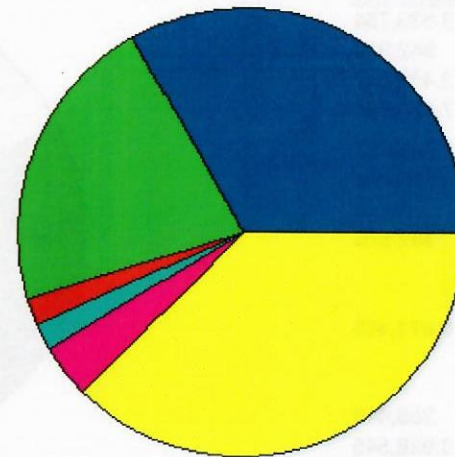


District Totals	
Total Gross Value	136,631,534
Homestead Loss	3,478,372
Other Exemption Loss	10,779,481
<b>TIF Increment Value</b>	
<b>Retained TIF Value</b>	
<b>Net Assessed Value</b>	<b>122,373,681</b>
<b>Net Assessed Under Protest</b>	<b>801,764</b>

\* Public Service Protests Values are not included on this report.



Real	Count	Value
Agricultural	325	1,030,152
Commercial	0	0
Residential	159	706,807
<b>Total Real Value</b>	<b>484</b>	<b>1,736,959</b>
Homestead	102	114,654
Veteran	10	69,063
Other	0	0
<b>Total Exempt</b>	<b>126</b>	<b>183,717</b>



**TIF Increment Value**

**Net Assessed** 1,553,242

**Net Assessed Under Protest**

Senior Freeze	10	19,925
Capped Parcels	215	1,296,542

Personal	Count	Value
Agricultural	43	103,519
Commercial	18	53,075
Mobile Home	11	40,244
<b>Total Personal</b>	<b>72</b>	<b>196,838</b>
<b>Total Exempt</b>	<b>2</b>	<b>400</b>

**TIF Increment Value**

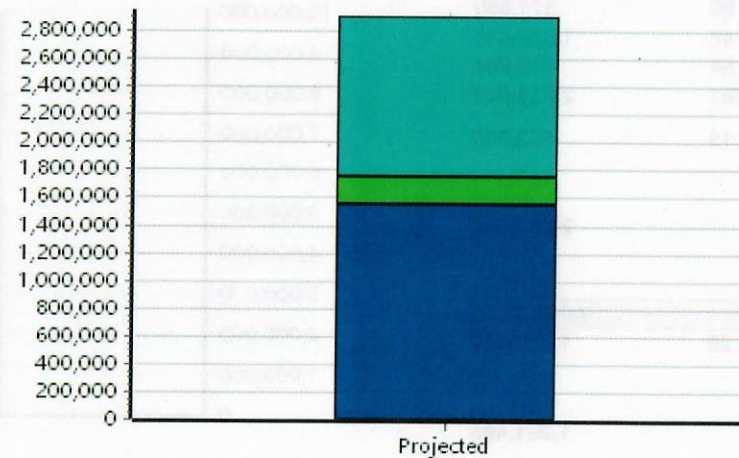
**Net Assessed** 196,438

**Net Assessed Under Protest**

Public Service	Count	Value
<b>Total PS Value</b>	<b>8</b>	<b>1,157,381</b>

**TIF Increment Value**

**Net Assessed** 1,157,381



**District Totals**

Total Gross Value	3,091,178
Homestead Loss	114,654
Other Exemption Loss	69,463
<b>TIF Increment Value</b>	
<b>Retained TIF Value</b>	
<b>Net Assessed Value</b>	<b>2,907,061</b>

**Net Assessed Under Protest**

\* Public Service Protests Values are not included on this report.

Real	Count	Value
Agricultural	528	3,638,754
Commercial	23	942,910
Residential	575	2,472,317
<b>Total Real Value</b>	<b>1,126</b>	<b>7,053,981</b>
Homestead	278	303,092
Veteran	12	79,484
Other	0	0
<b>Total Exempt</b>	<b>321</b>	<b>382,576</b>

**TIF Increment Value**

**Net Assessed** 6,671,405

**Net Assessed Under Protest**

Senior Freeze	40	255,448
Capped Parcels	867	3,928,545

Personal	Count	Value
Agricultural	89	171,660
Commercial	48	1,852,635
Mobile Home	64	215,294
<b>Total Personal</b>	<b>201</b>	<b>2,239,589</b>
<b>Total Exempt</b>	<b>13</b>	<b>152,085</b>

**TIF Increment Value**

**Net Assessed** 2,087,504

**Net Assessed Under Protest**

Public Service	Count	Value
<b>Total PS Value</b>	<b>20</b>	<b>1,231,496</b>

**TIF Increment Value**

**Net Assessed** 1,231,496

**District Totals**

Total Gross Value	10,525,066
Homestead Loss	303,092
Other Exemption Loss	231,569

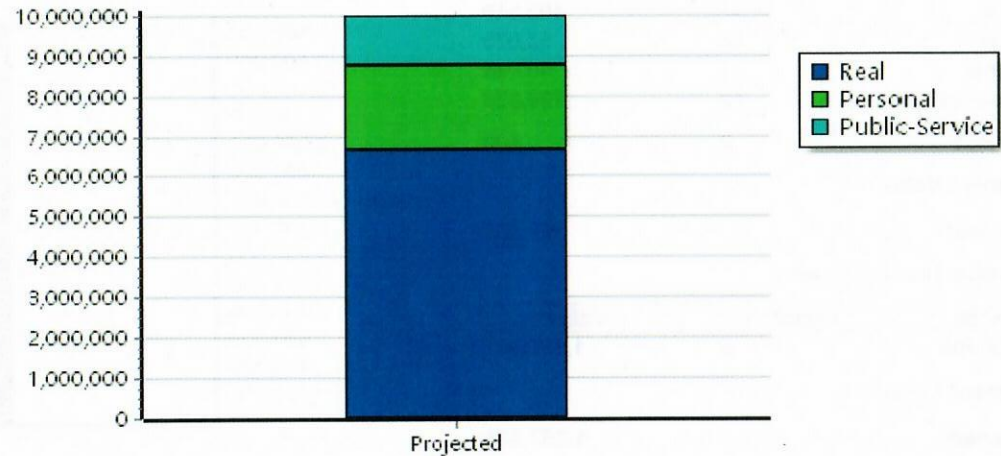
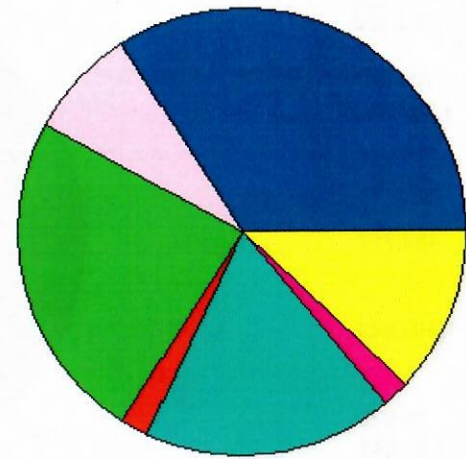
**TIF Increment Value**

**Retained TIF Value**

**Net Assessed Value** 9,990,405

**Net Assessed Under Protest**

\* Public Service Protests Values are not included on this report.





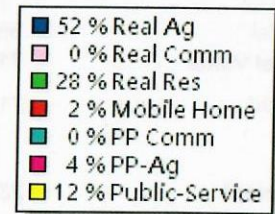
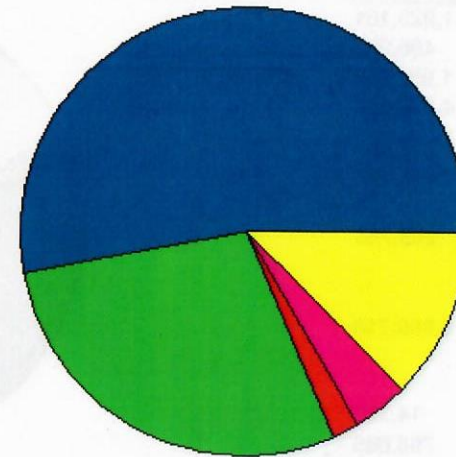
Real	Count	Value
Agricultural	443	2,253,098
Commercial	3	31,212
Residential	292	1,188,464
<b>Total Real Value</b>	<b>738</b>	<b>3,472,774</b>
Homestead	208	230,090
Veteran	12	80,943
Other	0	0
<b>Total Exempt</b>	<b>243</b>	<b>311,033</b>

**TIF Increment Value**

**Net Assessed** 3,161,741

**Net Assessed Under Protest**

Senior Freeze	26	19,580
Capped Parcels	254	521,357


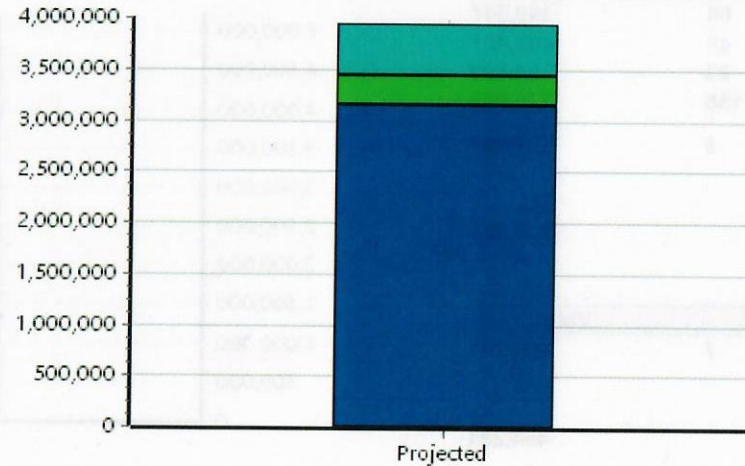


Personal	Count	Value
Agricultural	87	176,994
Commercial	12	14,637
Mobile Home	39	84,238
<b>Total Personal</b>	<b>138</b>	<b>275,869</b>
<b>Total Exempt</b>	<b>2</b>	<b>400</b>

**TIF Increment Value**

**Net Assessed** 275,469

**Net Assessed Under Protest**



Public Service	Count	Value
<b>Total PS Value</b>	<b>5</b>	<b>509,320</b>

**TIF Increment Value**

**Net Assessed** 509,320

**District Totals**

Total Gross Value	4,257,963
Homestead Loss	230,090
Other Exemption Loss	81,343

**TIF Increment Value**

**Retained TIF Value**

**Net Assessed Value** 3,946,530

**Net Assessed Under Protest**

\* Public Service Protests Values are not included on this report.

Real	Count	Value
Agricultural	327	1,923,161
Commercial	26	400,987
Residential	362	1,952,390
<b>Total Real Value</b>	<b>715</b>	<b>4,276,538</b>
Homestead	210	229,656
Veteran	6	66,124
Other	0	0
<b>Total Exempt</b>	<b>236</b>	<b>295,780</b>

**TIF Increment Value**

**Net Assessed 3,980,758**

**Net Assessed Under Protest**

Senior Freeze	28	14,327
Capped Parcels	219	708,685

Personal	Count	Value
Agricultural	64	149,347
Commercial	49	492,427
Mobile Home	23	84,306
<b>Total Personal</b>	<b>136</b>	<b>726,080</b>
<b>Total Exempt</b>	<b>5</b>	<b>1,800</b>

**TIF Increment Value**

**Net Assessed 724,280**

**Net Assessed Under Protest**

Public Service	Count	Value
<b>Total PS Value</b>	<b>7</b>	<b>464,291</b>

**TIF Increment Value**

**Net Assessed 464,291**

**District Totals**

Total Gross Value	5,466,909
Homestead Loss	229,656
Other Exemption Loss	67,924

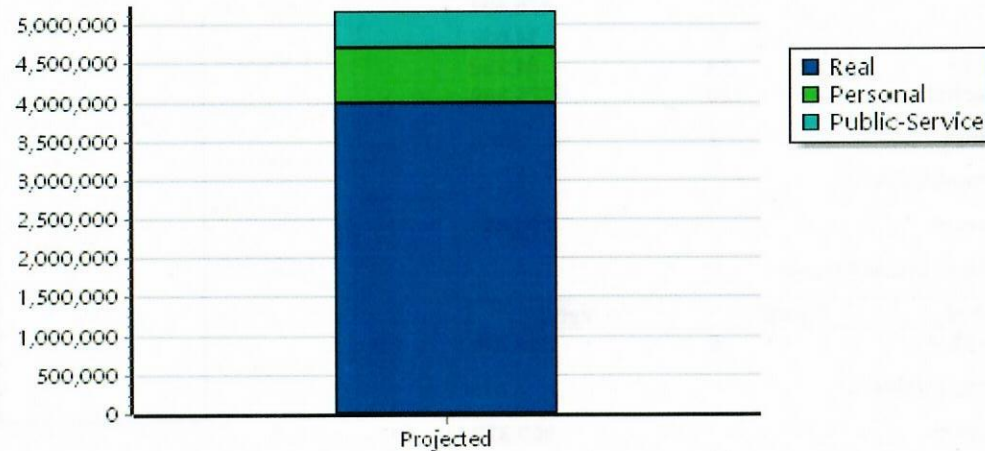
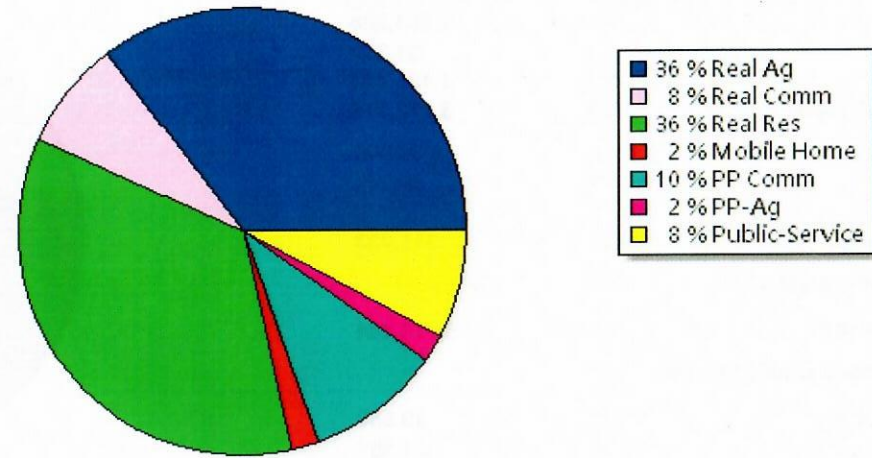
**TIF Increment Value**

**Retained TIF Value**

**Net Assessed Value 5,169,329**

**Net Assessed Under Protest**

\* Public Service Protests Values are not included on this report.






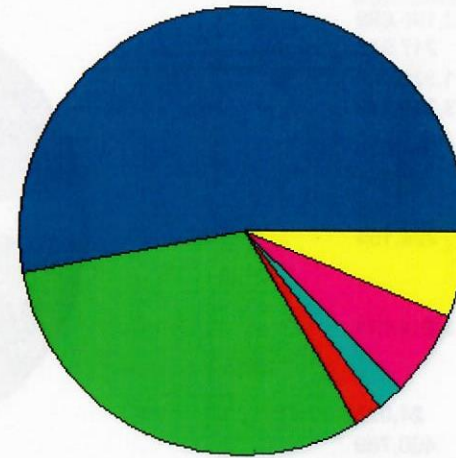
Real	Count	Value
Agricultural	257	974,144
Commercial	1	1,319
Residential	153	567,291
<b>Total Real Value</b>	<b>411</b>	<b>1,542,754</b>
Homestead	111	124,500
Veteran	2	15,317
Other	0	0
<b>Total Exempt</b>	<b>127</b>	<b>139,817</b>

**TIF Increment Value**

**Net Assessed** 1,402,937

**Net Assessed Under Protest**

Senior Freeze	17	14,350
Capped Parcels	198	566,074


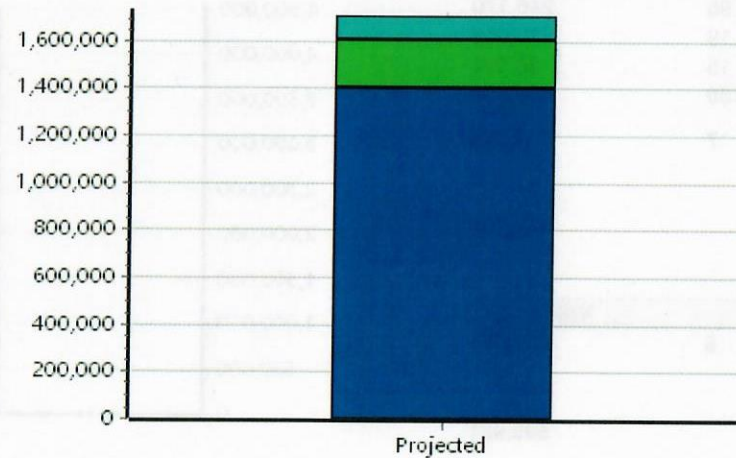


Personal	Count	Value
Agricultural	55	116,932
Commercial	8	40,479
Mobile Home	19	42,356
<b>Total Personal</b>	<b>82</b>	<b>199,767</b>
<b>Total Exempt</b>	<b>0</b>	<b>0</b>

**TIF Increment Value**

**Net Assessed** 199,767

**Net Assessed Under Protest**



Public Service	Count	Value
<b>Total PS Value</b>	<b>4</b>	<b>103,010</b>

**TIF Increment Value**

**Net Assessed** 103,010

**District Totals**

Total Gross Value	1,845,531
Homestead Loss	124,500
Other Exemption Loss	15,317

**TIF Increment Value**

**Retained TIF Value**

**Net Assessed Value** 1,705,714

**Net Assessed Under Protest**

\* Public Service Protests Values are not included on this report.

Real	Count	Value
Agricultural	355	2,195,699
Commercial	9	217,918
Residential	207	1,325,162
<b>Total Real Value</b>	<b>571</b>	<b>3,738,779</b>
Homestead	169	184,600
Veteran	5	39,554
Other	0	0
<b>Total Exempt</b>	<b>190</b>	<b>224,154</b>

**TIF Increment Value**

**Net Assessed** 3,514,625

**Net Assessed Under Protest**

Senior Freeze	25	24,923
Capped Parcels	165	460,789

Personal	Count	Value
Agricultural	96	246,170
Commercial	19	179,069
Mobile Home	15	35,191
<b>Total Personal</b>	<b>130</b>	<b>460,430</b>
<b>Total Exempt</b>	<b>7</b>	<b>1,246</b>

**TIF Increment Value**

**Net Assessed** 459,184

**Net Assessed Under Protest**

Public Service	Count	Value
<b>Total PS Value</b>	<b>8</b>	<b>505,981</b>

**TIF Increment Value**

**Net Assessed** 505,981

**District Totals**

Total Gross Value	4,705,190
Homestead Loss	184,600
Other Exemption Loss	40,800

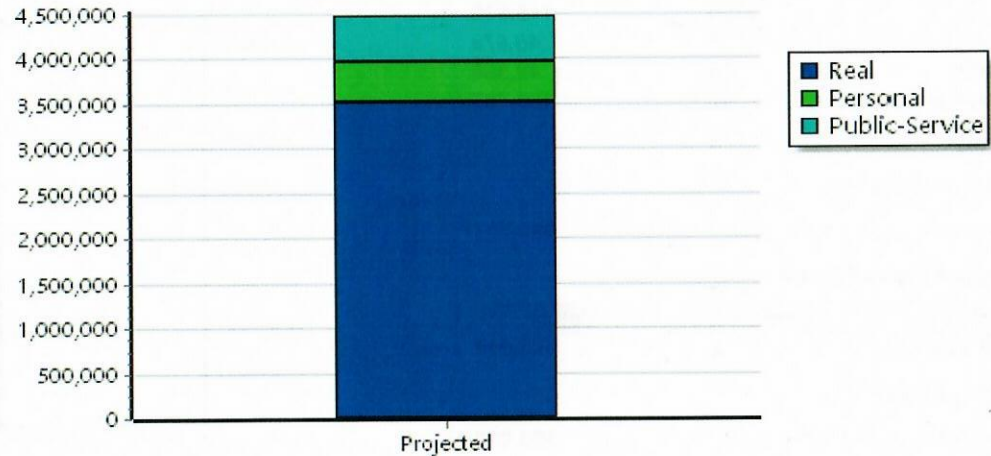
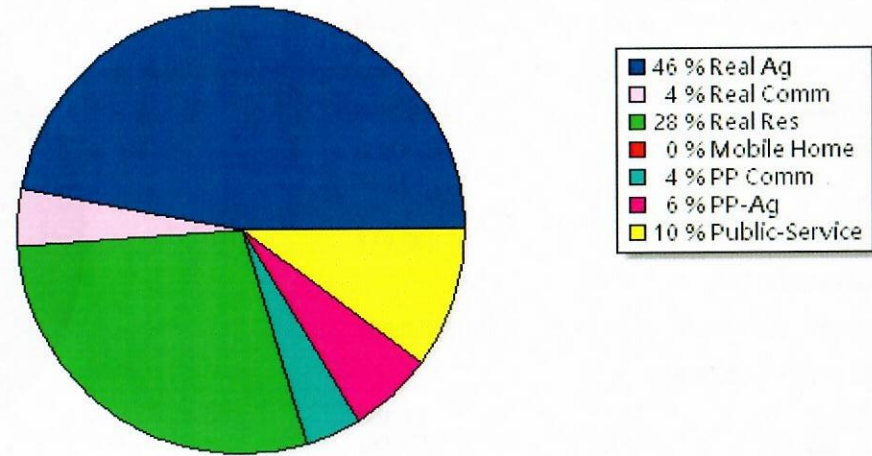
**TIF Increment Value**

**Retained TIF Value**

**Net Assessed Value** 4,479,790

**Net Assessed Under Protest**

\* Public Service Protests Values are not included on this report.





Real	Count	Value
Agricultural	430	1,539,408
Commercial	3	17,456
Residential	298	1,371,826
<b>Total Real Value</b>	<b>731</b>	<b>2,928,690</b>
Homestead	182	215,000
Veteran	11	124,412
Other	0	0
<b>Total Exempt</b>	<b>226</b>	<b>339,412</b>

**TIF Increment Value**

**Net Assessed** 2,589,278

**Net Assessed Under Protest**

Senior Freeze	42	140,388
Capped Parcels	479	2,965,808

Personal	Count	Value
Agricultural	63	111,396
Commercial	28	1,709,837
Mobile Home	22	58,449
<b>Total Personal</b>	<b>113</b>	<b>1,879,682</b>
<b>Total Exempt</b>	<b>5</b>	<b>96,978</b>

**TIF Increment Value**


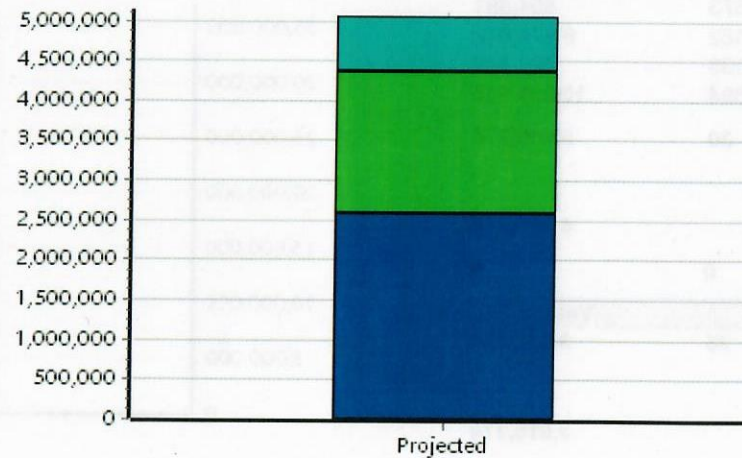
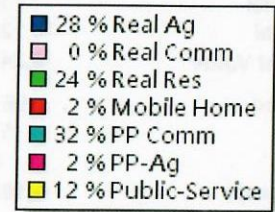
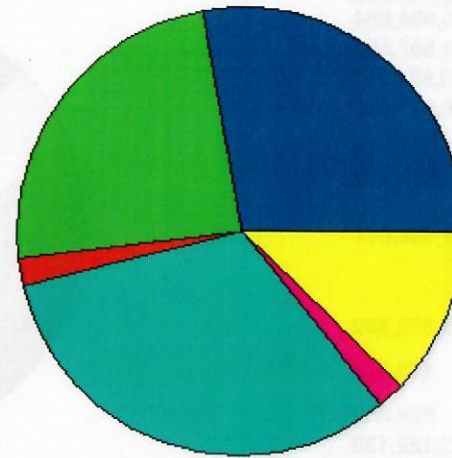
**Net Assessed** 1,782,704

**Net Assessed Under Protest**

Public Service	Count	Value
<b>Total PS Value</b>	<b>11</b>	<b>685,799</b>

**TIF Increment Value**

**Net Assessed** 685,799



**District Totals**

Total Gross Value	5,494,171
Homestead Loss	215,000
Other Exemption Loss	221,390

**TIF Increment Value**

**Retained TIF Value**

**Net Assessed Value** 5,057,781

**Net Assessed Under Protest**

\* Public Service Protests Values are not included on this report.

Real	Count	Value
Agricultural	1,977	15,994,854
Commercial	138	3,597,599
Residential	3,128	10,884,863
<b>Total Real Value</b>	<b>5,243</b>	<b>30,477,316</b>
Homestead	961	1,041,734
Veteran	51	563,080
Other	0	0
<b>Total Exempt</b>	<b>1,102</b>	<b>1,604,814</b>

**TIF Increment Value**

<b>Net Assessed</b>		<b>28,872,502</b>
<b>Net Assessed Under Protest</b>	<b>2</b>	<b>172,077</b>
Senior Freeze	121	624,350
Capped Parcels	3,550	13,122,133

Personal	Count	Value
Agricultural	373	854,591
Commercial	182	8,974,812
Mobile Home	139	422,147
<b>Total Personal</b>	<b>694</b>	<b>10,251,550</b>
<b>Total Exempt</b>	<b>30</b>	<b>5,660,274</b>

**TIF Increment Value**

<b>Net Assessed</b>		<b>4,591,276</b>
<b>Net Assessed Under Protest</b>	<b>0</b>	<b>0</b>

Public Service	Count	Value
<b>Total PS Value</b>	<b>25</b>	<b>3,018,174</b>

**TIF Increment Value**

<b>Net Assessed</b>		<b>3,018,174</b>
---------------------	--	------------------

**District Totals**

Total Gross Value	43,747,040
Homestead Loss	1,041,734
Other Exemption Loss	6,223,354

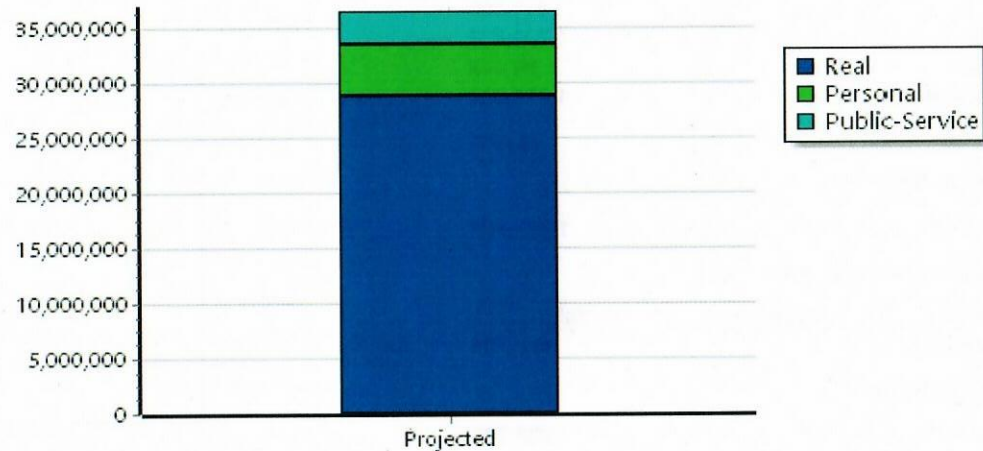
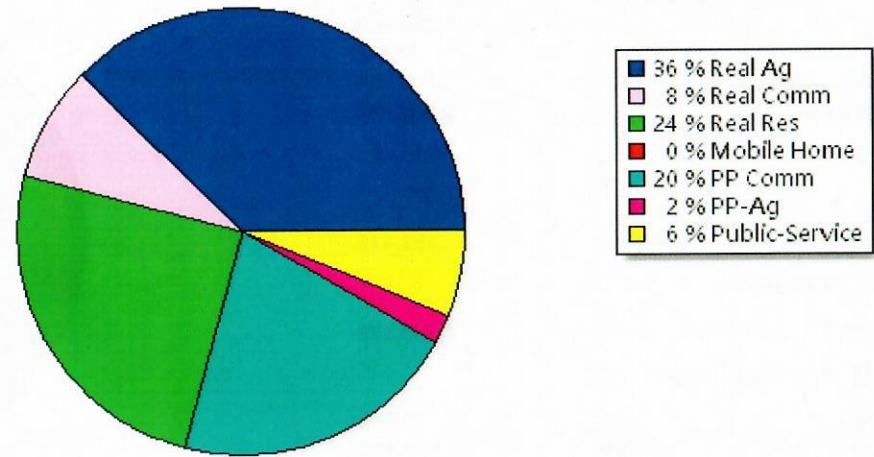
**TIF Increment Value**

**Retained TIF Value**

<b>Net Assessed Value</b>	<b>36,481,952</b>
---------------------------	-------------------

<b>Net Assessed Under Protest</b>	<b>172,077</b>
-----------------------------------	----------------

\* Public Service Protests Values are not included on this report.





Real	Count	Value
Agricultural	1,452	7,823,544
Commercial	266	13,293,139
Residential	1,868	10,582,486
<b>Total Real Value</b>	<b>3,586</b>	<b>31,699,169</b>
Homestead	850	940,373
Veteran	37	354,258
Other	0	0
<b>Total Exempt</b>	<b>980</b>	<b>1,294,631</b>

**TIF Increment Value**

<b>Net Assessed</b>		<b>30,404,538</b>
<b>Net Assessed Under Protest</b>	<b>3</b>	<b>629,687</b>
Senior Freeze	123	252,342
Capped Parcels	1,721	9,018,487

Personal	Count	Value
Agricultural	306	670,780
Commercial	313	17,990,914
Mobile Home	161	375,509
<b>Total Personal</b>	<b>780</b>	<b>19,037,203</b>
<b>Total Exempt</b>	<b>17</b>	<b>3,425,367</b>

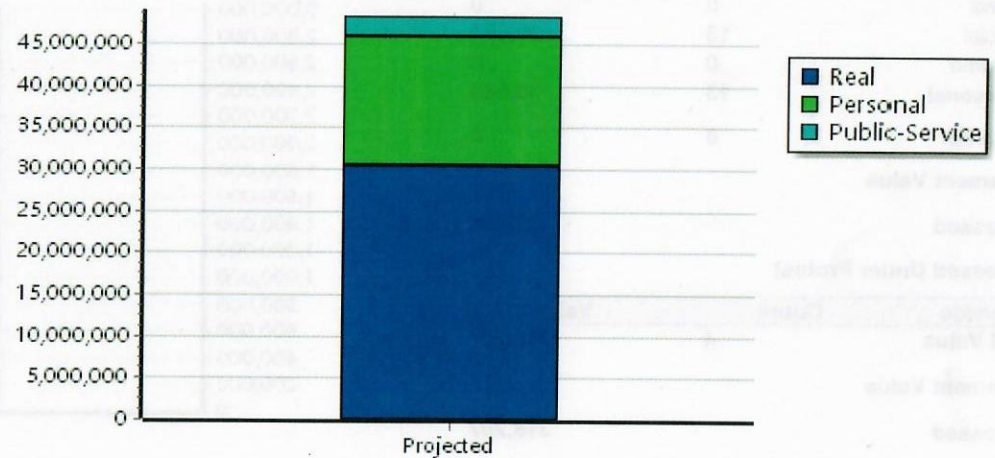
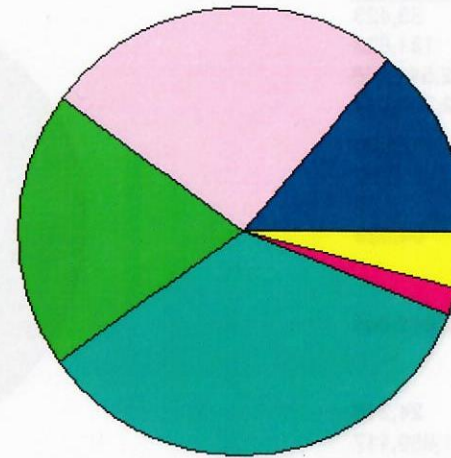
**TIF Increment Value**

<b>Net Assessed</b>		<b>15,611,836</b>
<b>Net Assessed Under Protest</b>	<b>0</b>	<b>0</b>

Public Service	Count	Value
<b>Total PS Value</b>	<b>24</b>	<b>2,335,011</b>

**TIF Increment Value**

<b>Net Assessed</b>	<b>2,335,011</b>
---------------------	------------------



**District Totals**

Total Gross Value	53,071,383
Homestead Loss	940,373
Other Exemption Loss	3,779,625
<b>TIF Increment Value</b>	
<b>Retained TIF Value</b>	
<b>Net Assessed Value</b>	<b>48,351,385</b>
<b>Net Assessed Under Protest</b>	<b>629,687</b>

\* Public Service Protests Values are not included on this report.

Real	Count	Value
Agricultural	12	33,423
Commercial	9	131,823
Residential	1,192	2,541,748
<b>Total Real Value</b>	<b>1,213</b>	<b>2,706,994</b>
Homestead	31	32,000
Veteran	3	32,329
Other	0	0
<b>Total Exempt</b>	<b>36</b>	<b>64,329</b>

**TIF Increment Value**

**Net Assessed** 2,642,665

**Net Assessed Under Protest**

Senior Freeze	5	24,218
Capped Parcels	1,350	1,889,117

Personal	Count	Value
Agricultural	0	0
Commercial	13	39,664
Mobile Home	0	0
<b>Total Personal</b>	<b>13</b>	<b>39,664</b>
<b>Total Exempt</b>	<b>0</b>	<b>0</b>

**TIF Increment Value**

**Net Assessed** 39,664

**Net Assessed Under Protest**

Public Service	Count	Value
<b>Total PS Value</b>	<b>4</b>	<b>318,207</b>

**TIF Increment Value**

**Net Assessed** 318,207

**District Totals**

Total Gross Value	3,064,865
Homestead Loss	32,000
Other Exemption Loss	32,329

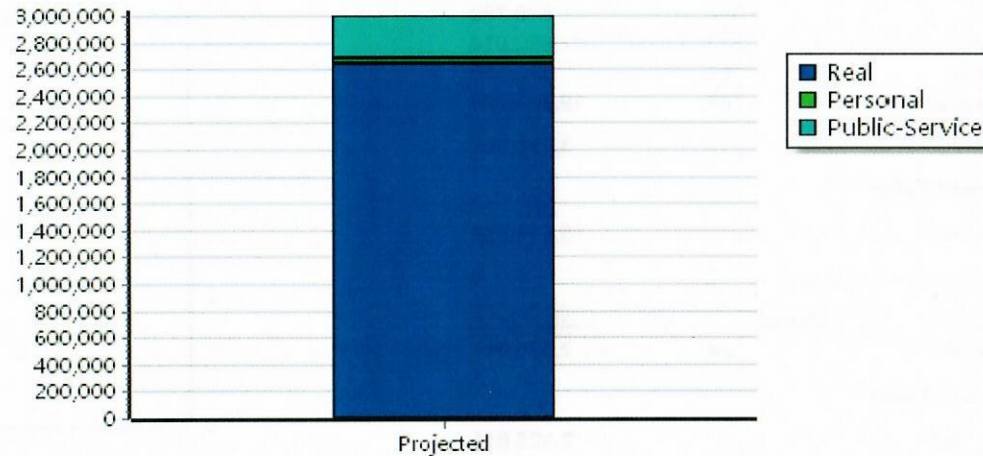
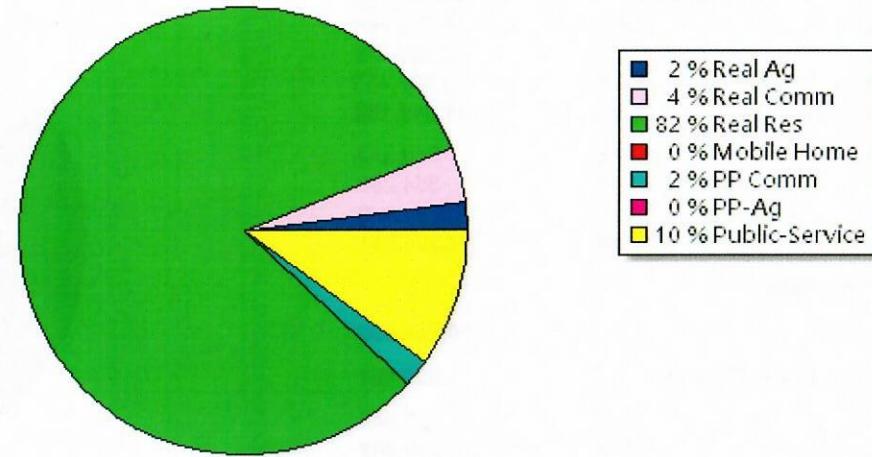
**TIF Increment Value**

**Retained TIF Value**

**Net Assessed Value** 3,000,536

**Net Assessed Under Protest**

\* Public Service Protests Values are not included on this report.





Real	Count	Value
Agricultural	63	498,126
Commercial	0	0
Residential	30	164,988
<b>Total Real Value</b>	<b>93</b>	<b>663,114</b>
Homestead	18	21,000
Veteran	2	12,976
Other	0	0
<b>Total Exempt</b>	<b>23</b>	<b>33,976</b>

**TIF Increment Value**

**Net Assessed 629,138**

**Net Assessed Under Protest**

Senior Freeze	4	29,286
Capped Parcels	57	468,968

Personal	Count	Value
Agricultural	6	3,901
Commercial	3	7,335
Mobile Home	3	18,860
<b>Total Personal</b>	<b>12</b>	<b>30,096</b>
<b>Total Exempt</b>	<b>3</b>	<b>573</b>

**TIF Increment Value**

**Net Assessed 29,523**

**Net Assessed Under Protest**

Public Service	Count	Value
<b>Total PS Value</b>	<b>2</b>	<b>10,485</b>

**TIF Increment Value**

**Net Assessed 10,485**

**District Totals**

Total Gross Value	703,695
Homestead Loss	21,000
Other Exemption Loss	13,549


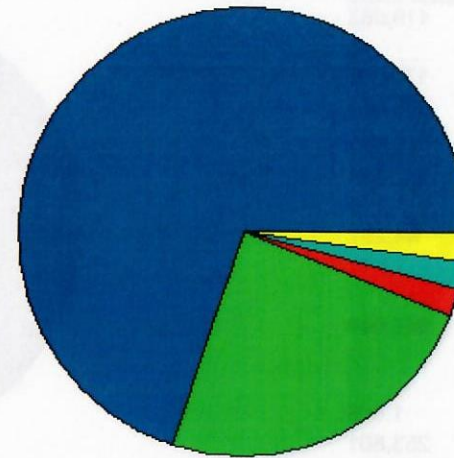
**TIF Increment Value**

**Retained TIF Value**

**Net Assessed Value 669,146**

**Net Assessed Under Protest**

\* Public Service Protests Values are not included on this report.



Real	Count	Value
Agricultural	280	419,083
Commercial	0	0
Residential	64	170,248
<b>Total Real Value</b>	<b>344</b>	<b>589,331</b>
Homestead	37	41,673
Veteran	1	2,618
Other	0	0
<b>Total Exempt</b>	<b>43</b>	<b>44,291</b>

**TIF Increment Value**

**Net Assessed** 545,040

**Net Assessed Under Protest**

Senior Freeze	5	1,606
Capped Parcels	137	253,861

Personal	Count	Value
Agricultural	14	52,627
Commercial	7	9,776
Mobile Home	3	6,766
<b>Total Personal</b>	<b>24</b>	<b>69,169</b>
<b>Total Exempt</b>	<b>1</b>	<b>200</b>

**TIF Increment Value**

**Net Assessed** 68,969

**Net Assessed Under Protest**

Public Service	Count	Value
<b>Total PS Value</b>	<b>2</b>	<b>43</b>

**TIF Increment Value**

**Net Assessed** 43

**District Totals**

Total Gross Value	658,543
Homestead Loss	41,673
Other Exemption Loss	2,818

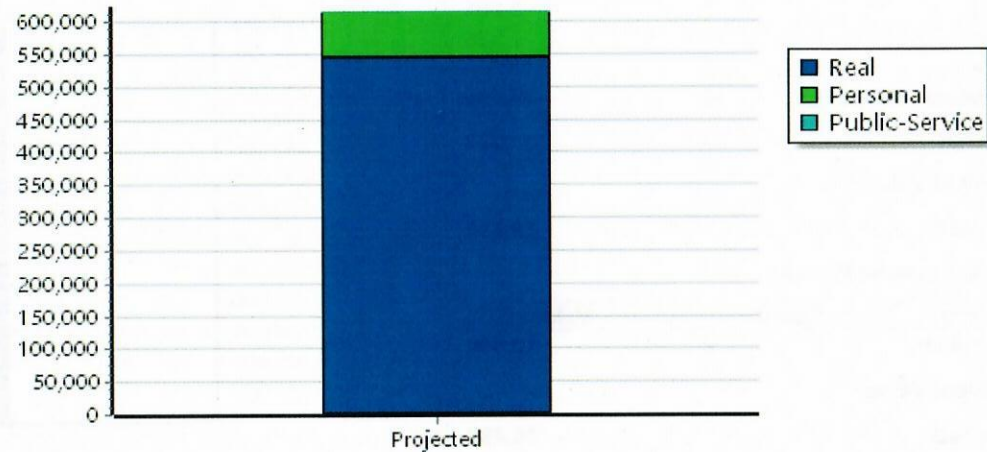
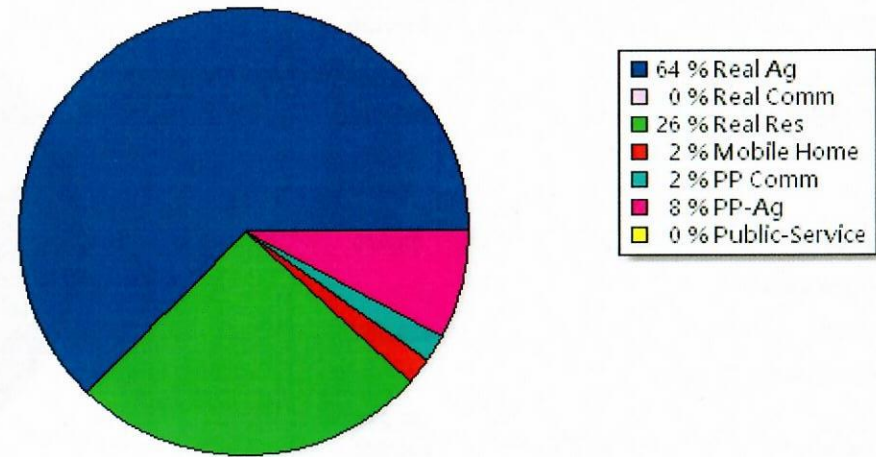
**TIF Increment Value**

**Retained TIF Value**

**Net Assessed Value** 614,052

**Net Assessed Under Protest**

\* Public Service Protests Values are not included on this report.





Real	Count	Value
Agricultural	6,449	38,323,446
Commercial	478	18,634,363
Residential	8,328	33,928,590
<b>Total Real Value</b>	<b>15,255</b>	<b>90,886,399</b>
Homestead	3,157	3,478,372
Veteran	152	1,440,158
Other	0	0
<b>Total Exempt</b>	<b>3,653</b>	<b>4,918,530</b>

**TIF Increment Value**

<b>Net Assessed</b>		<b>85,967,869</b>
<b>Net Assessed Under Protest</b>	<b>5</b>	<b>801,764</b>
Senior Freeze	446	1,420,743
Capped Parcels	9,212	35,200,366

Personal	Count	Value
Agricultural	1,196	2,657,917
Commercial	700	31,364,660
Mobile Home	499	1,383,360
<b>Total Personal</b>	<b>2,395</b>	<b>35,405,937</b>
<b>Total Exempt</b>	<b>85</b>	<b>9,339,323</b>

**TIF Increment Value**

<b>Net Assessed</b>		<b>26,066,614</b>
<b>Net Assessed Under Protest</b>	<b>0</b>	<b>0</b>

Public Service	Count	Value
<b>Total PS Value</b>	<b>120</b>	<b>10,339,198</b>

**TIF Increment Value**

<b>Net Assessed</b>		<b>10,339,198</b>
---------------------	--	-------------------

**District Totals**

Total Gross Value	136,631,534
Homestead Loss	3,478,372
Other Exemption Loss	10,779,481

**TIF Increment Value**

**Retained TIF Value**

<b>Net Assessed Value</b>	<b>122,373,681</b>
---------------------------	--------------------

<b>Net Assessed Under Protest</b>	<b>801,764</b>
-----------------------------------	----------------

\* Public Service Protests Values are not included on this report.

